


WF12SB IP67

WEATHERPROOF FLEXIBLE SIDE BEND LINEAR LUMINAIRE



AVAILABLE OPTIONS

COLOUR OPTIONS

WHITE

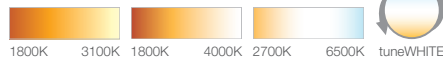


CCT OPTIONS

SINGLE CCT



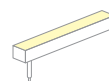
tuneWHITE



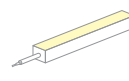
RGBW



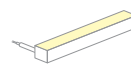
WIRE END & EXIT CONFIGURATIONS OPTIONS



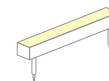
Single Wire End, Rear Exit



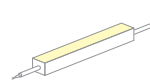
Single Wire End, End Cap Exit



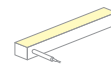
Single Wire End, Side Exit Left



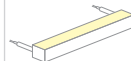
Double Wire End, Rear Exit



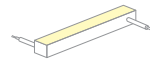
Double Wire End, End Cap Exit



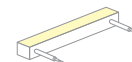
Single Wire End, Side Exit Right



Double Wire End, Side Exit Left/Right



Double Wire End, Side Exit Left/Right



Double Wire End, Side Exit Right/Left



Double Wire End, Side Exit Right/Left

BENDING



Side Bend
Radius Limit = 120mm

ACCESSORIES



Aluminium Tray

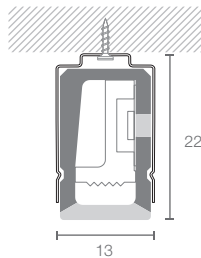


Mounting Clip

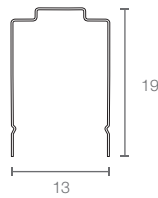
Flexible Linear Luminaire_Facade Lighting

Type	12mm width flexible silicone linear LED luminaire
Finishing	White
Cover	Dffused
Light Uniformity	Dotless
Mounting	Stainless steel mounting clip or aluminium tray
Beam Angle	115°
Power Options	Single CCT - 15W/m, 10W/m, 5W/m tuneWHITE - 7.5W/m per Channel, 5W/m per Channel, 2.5W/m per Channel RGBW - 10W/m, 15W/m
CRI	ProART (CRI~95)
SDCM	3 step MacAdam ellipse binning
Lifetime	Up to 50,000 hours L80 lamp life at Ta = 25°C
Voltage	24V DC
Length Options	500mm to 5000mm by increment of: - 50mm for single CCT and tuneWHITE - 125mm for RGBW
Operating Temperature	Ta (min) = -20°C Ta (max) = +55°C (5W/m) / +45°C (10W/m) / +35°C (15W/m)
Wire Connection	Supplied with insulated IP67 wires and connector at 300mm length
IP Rating	IP67, UV Stabilised

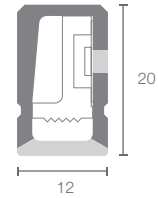
DIMENSIONS (MM)



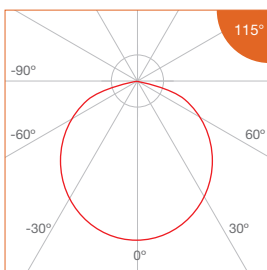
• Mounting Clip



• Profile with LED Module



PHOTOMETRICS



Flexible Linear Luminaire_Facade Lighting

SPECIFICATIONS

- Single CCT

CCT	Efficacy (lm/W)	Luminous Flux per meter (lm/m)		
		15W/m	10W/m	5W/m
2700K	32.7	491	329	162
3000K				
3500K				
4000K	34.4	516	345	170
5000K				
Correction Factor		1.00	0.67	0.33

- tuneWHITE 1800K - 3100K

CCT	Efficacy (lm/W)	Luminous Flux per meter (lm/m)		
		7.5W/m/Ch	5W/m/Ch	2.5W/m/Ch
1800K	25.3	190	127	63
3100K	33.3	250	168	83
Correction Factor		1.00	0.67	0.33

- tuneWHITE 1800K - 4000K

CCT	Efficacy (lm/W)	Luminous Flux per meter (lm/m)		
		7.5W/m/Ch	5W/m/Ch	2.5W/m/Ch
1800K	25.3	190	127	63
4000K	33.3	250	168	83
Correction Factor		1.00	0.67	0.33

- tuneWHITE 2700K - 6500K

CCT	Efficacy (lm/W)	Luminous Flux per meter (lm/m)		
		7.5W/m/Ch	5W/m/Ch	2.5W/m/Ch
2700K	33.3	250	168	83
6500K	35.0	263	176	87
Correction Factor		1.00	0.67	0.33

- RGBW

CCT	Efficacy (lm/W)	Luminous Flux per meter (lm/m)		RGB Wavelength (nm) / White CCT
		15W/m	10W/m	
Red	9.6	36	24	620 - 630
		(@3.75W)	(@2.50W)	
Green	28.5	107	72	515 - 525
		(@3.75W)	(@2.50W)	
Blue	9.1	34	23	460 - 470
		(@3.75W)	(@2.50W)	
White	33.9	127	85	3000K 6500K
		(@3.75W)	(@2.50W)	
Correction Factor		1.00	0.67	

ORDERING MATRIX

Profile	Finishing		Cover		Length		LED Power & CCT					Wire End & Exit Configuration		Ingress Protection																					
	WH	White	D	Diffused	500	500mm	15	15W/m	Single CCT	27	2700K	SE	Single Wire End, End Cap Exit	IP67	IP67																				
WF12SB	WH	White	D	Diffused	500	500mm	10	10W/m		30	3000K	DE	Double Wire End, End Cap Exit																						
									5000					5000mm	5			5W/m	35	3500K	SR	Single Wire End, Rear Exit													
																							*by every 50mm	7PC	7.5W/m/Ch	TW1831	tuneWHITE 1800K-3100K	SSR	Single Wire End, Side Exit Right						
																														5PC	5W/m/Ch	TW2765	tuneWHITE 2700K-6500K	DSLRL	Double Wire End, Side Exit Left/Right
																														500	500mm	15	15W/m	RGBW30	RGBW(3000K)
					5000	5000mm	10	10W/m		RGBW60	RGBW(6000K)	DSRR	Double Wire End, Side Exit Right/Right																						
									*by every 125mm																										

*Mounting accessories for neon flex luminaires are not included and to be ordered separately

Example: WF12SB-WH-D-1000-5-30-SE-IP67
WF12SB Neon Flex, White, Diffused cover, 1000mm, 5W/m, 3000K, Single Wire End at End Cap Exit, IP67

• Accessories

Mounting Clip	Aluminium Tray	Finishing	Length
WF12SB-MC	WF12SB-AT	SL Silver	1000 1000mm

Example: WF12SB-MC
WF12SB Mounting Clip

Example: WF12SB-AT-SL-1000
WF12SB Aluminium Tray, Silver, 1000mm