


WL300C IP67

CURVED GRAZER / WALLWASH LINEAR PROFILE LUMINAIRE



AVAILABLE OPTIONS

COLOUR OPTIONS

SILVER ANODIZED

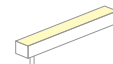


CCT OPTIONS

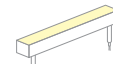
SINGLE CCT



WIRE END & EXIT CONFIGURATIONS OPTIONS

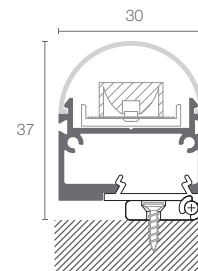


Single Wire End, Rear Exit

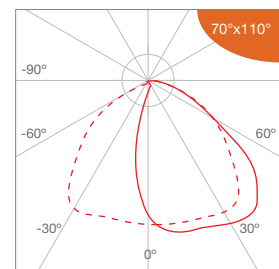
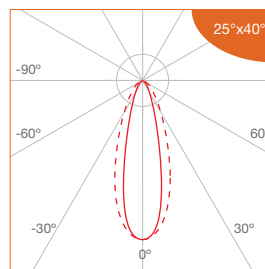
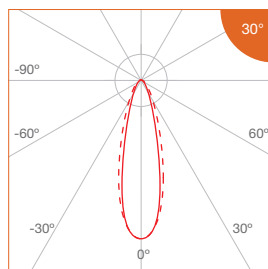
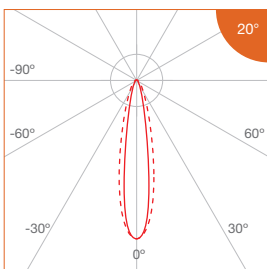


Double Wire End, Rear Exit

DIMENSIONS (MM)



PHOTOMETRICS



Grazer/ Wallwash Luminaire_Facade Lighting

Profile Type	30mm width aluminium linear profile
Profile Finishing	Silver Anodised
Cover	Clear
Light Uniformity	Dot-visible
Mounting	Surface, with 90° adjustable mounting clip
Beam Angle	Symmetric 20°, 30°, 25° x 40° or asymmetric 70° x 110° tilted at 30°
Compatible LED Module	FM23G-42, FM23WW-30
CRI	ProART (CRI~95)
SDCM	3 step MacAdam ellipse binning
Lifetime	Up to 50,000 hours L80 lamp life at Ta = 25°C
Voltage	24V DC
Maximum Power	20W/m
Length Options	216.6mm to 2050mm by increment of 166.6mm
Operating Temperature	Ta (min) = -40°C, Ta (max) = +45°C
Wire Connection	Supplied with insulated IP67 wires and connector at 200mm length
IP Rating	IP67 for FM23G-42 or FM23WW-30 LED module only, IP40 for WL30CC profile
Profile LOR	85% (Clear diffuser)

SPECIFICATIONS

- Single CCT (Grazer LED Module, FM23G-42)

CCT	Diffuser Type	Efficacy (lm/W)	Luminous Flux per meter (lm/m)
			19.2W/m
2700K	Clear (Dot-visible)	79.2	1520
3000K			
3500K			
4000K			
5000K			

- Single CCT (Wallwash LED Module, FM23WW-30)

CCT	Diffuser Type	Efficacy (lm/W)	Luminous Flux per meter (lm/m)
			19.2W/m
2700K	Clear (Dot-visible)	59.8	1148
3000K			
3500K			
4000K			
5000K			

ORDERING MATRIX

Profile	Finishing	Cover	Length	LED Power & CCT						Wire End & Exit Configuration		Ingress Protection					
WL30CC	SL Silver Anodised	C Clear	216	216.6mm	Grazer (FM23G-42)	G-20	Symmetric 20°	9	9.6W/m	27	2700K	SR	Single Wire End, Rear Exit	IP67	IP67		
				383		383.3mm	G-30		Symmetric 30°		14					14.4W/m	30
			550	550mm		G-25x40	Symmetric 25°x 40°	19	19.2W/m	35	3500K	40	4000K			50	5000K
			716	716.6mm													
			883	883.3mm		Wallwash (FM23WW-30)	WW	Asymmetric 70° x 110° tilted at 30°									
			1050	1050mm													
			1216	1216.6mm													
			1383	1383.3mm													
			1550	1550mm													
			1716	1716.6mm													
			1883	1883.3mm													
			2050	2050mm													

*Linear profiles of 216.6mm to 1050mm length are supplied with 2 mounting clips

*Linear profiles of 1216.6mm to 1550mm length are supplied with 3 mounting clips

*Linear profiles of 1716.6mm to 2050mm length are supplied with 4 mounting clips

Example: WL30CC-SL-C-1050-G-20-19-30-SR-IP67

WL30CC Profile, Silver Anodised, Clear cover, 1050mm, with FM23G - Symmetric 20° Beam Angle, 19.2W/m, 3000K, Single Wire End at Rear Exit, IP67, Including 2 x End Cap & 2 x Mounting Clip

LINEAR PROFILE AND ACCESSORIES

(Ordering Matrix for Seperate Orders)

WL30CC

Profile	Finishing		Cover		Length	
WL30CC	SL	Silver	C	Clear	1046	1046mm
					2046	2046mm

Example: WL30CC-SL-C-1046
WL30CC Profile, Silver, Clear Diffuser, 1046mm

End Cap
WL30CC-EC

Example: WL30CC-EC
WL30CC End Cap

Mounting Clip
WL30CC-MC

Example: WL30CC-MC
WL30CC Mounting Clip